Selkirk College

Monthly FTE Report, Summary by Program Type
2025/26 Fiscal Year

Monthly Report: Domestic FTE, as of:	Apr-25 May 1	May-25 Jun 11	Jun-25 Jul 2	Jul-25 Aug 1	Aug-25 Sep 3	Sep-25 Oct 1	Oct-25 Nov 3	Nov-25 Dec 1	Dec-25 Jan 2	Jan-26 Feb 3	Feb-26 Mar 2	Mar-26	Apr-26 FINAL
Developmental	24.0	37.6	37.9	52.8	112.9	154.0	162.0	165.5	224.5	269.0	290.9		
Health	59.0	286.2	296.4	326.7	337.4	347.8	355.8	361.7	367.9	365.8	364.9		
Trades	20.6	84.8	158.6	176.2	202.0	213.5	255.7	321.7	352.3	373.0	382.6		
Advanced Education	54.9	444.8	484.5	556.2	615.5	631.0	641.4	670.2	679.3	686.1	691.4		
Domestic FTE Total	**158.4**	**853.4**	**977.5**	**1,111.8**	**1,267.7**	**1,346.2**	**1,414.8**	**1,519.1**	**1,623.9**	**1,694.0**	**1,729.9**	**-**	**-**

Monthly Report: International FTE, as of	Apr-25 May 1	May-25 Jun 11	Jun-25 Jul 2	Jul-25 Aug 1	Aug-25 Sep 3	Sep-25 Oct 1	Oct-25 Nov 3	Nov-25 Dec 1	Dec-25 Jan 2	Jan-26 Feb 3	Feb-26 Mar 2	Mar-25	Apr-26 FINAL
Developmental	0.8	12.0	12.1	13.6	30.9	32.6	32.7	33.1	38.6	42.0	38.0		
Health	0.9	17.3	20.3	25.1	50.3	49.3	48.7	49.3	50.9	50.6	50.6		
Trades	0.0	0.0	0.0	0.0	0.0	0.0	2.0	2.0	2.0	2.0	2.0		
Advanced Education	22.7	244.9	283.5	317.7	336.7	343.2	352.5	361.2	369.2	371.4	370.8		
International FTE Total	**24.4**	**274.1**	**315.8**	**356.4**	**417.9**	**425.0**	**435.9**	**445.7**	**460.6**	**465.9**	**461.3**	**-**	**-**
Total FTEs 2025/26	**182.8**	**1,127.5**	**1,293.3**	**1,468.2**	**1,685.6**	**1,771.3**	**1,850.7**	**1,964.8**	**2,084.5**	**2,159.9**	**2,191.2**	**-**	**-**

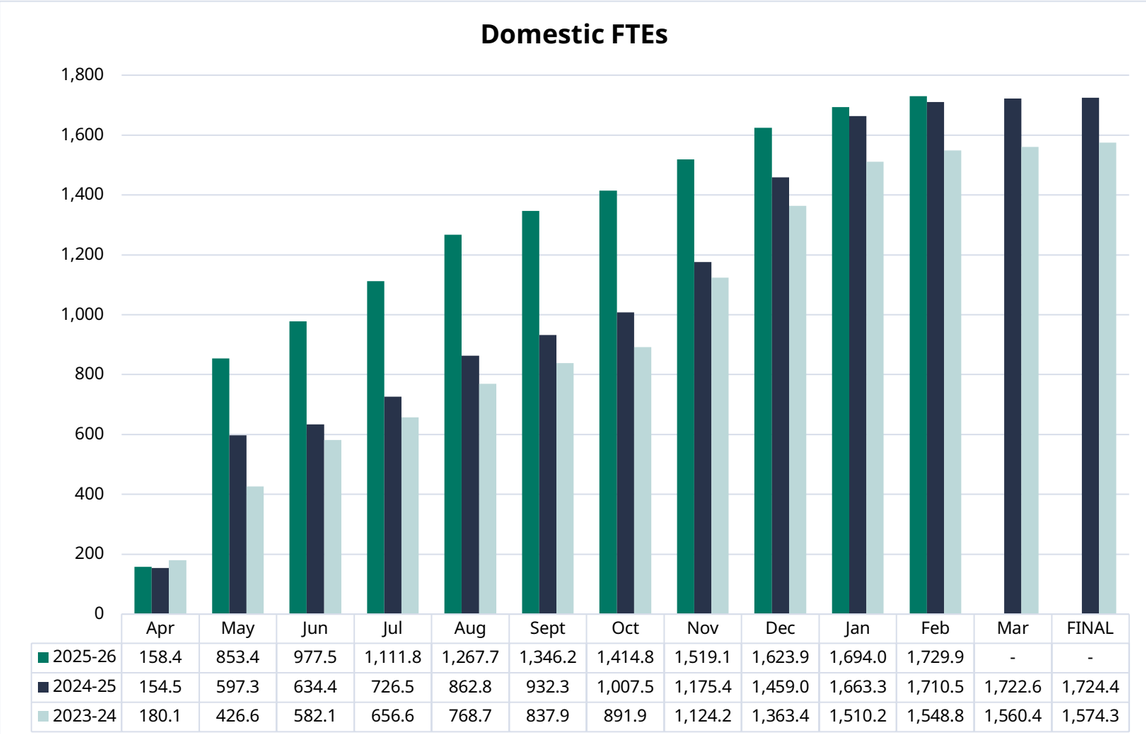

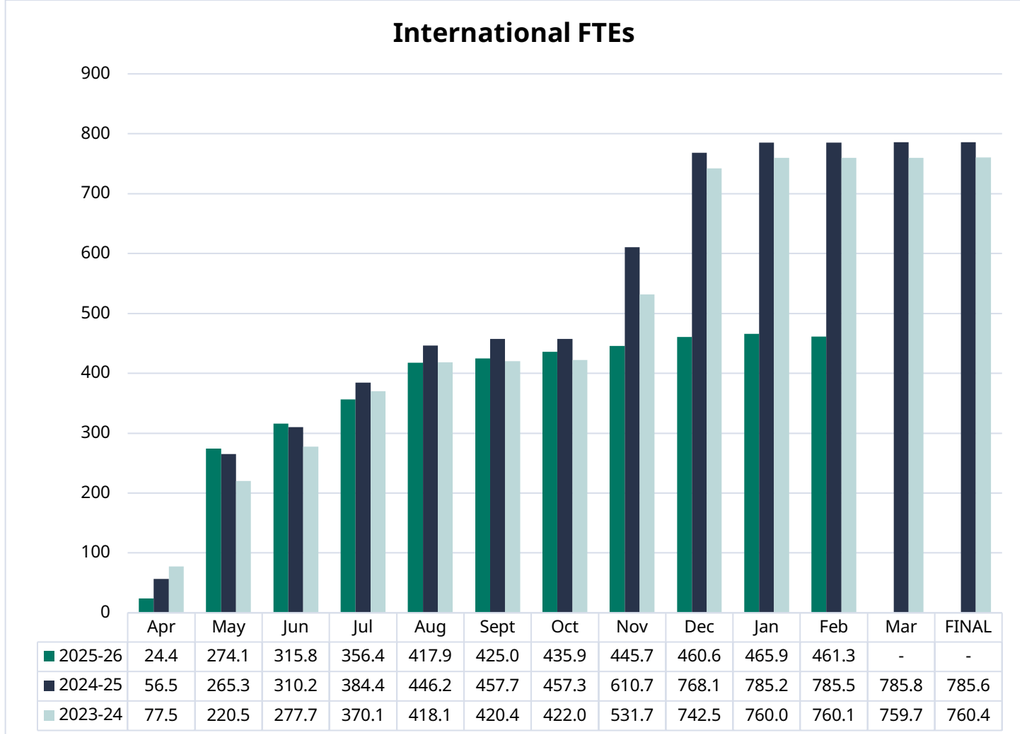

Selkirk College

FTE Program Detail Comparison
as of March 2, 2026

Summary, 5 Year as of	FY 25/26 Mar 2	FY 24/25 Mar 3	FY 23/24 Mar 1	FY 22/23 Mar 1	FY 21/22 Mar 1
Domestic FTE	1,729.9	1,710.5	1,548.7	1,580.7	1,714.8
International FTE	461.3	785.4	760.1	596.2	582.7
Total FTE	**2,191.2**	**2,496.0**	**2,308.8**	**2,176.9**	**2,297.5**
Domestic Students as a % of FTEs	79%	69%	67%	73%	75%
International Students as a % of FTEs	21%	31%	33%	27%	25%

Summary by School, Fiscal Year	Dom 25/26	Dom 24/25	Dom 23/24	Int 25/26	Int 24/25	Int 23/24
Academic Upgrading & Development	290.9	303.6	307.3	40.0	68.7	57.7
Arts & Technology	95.0	91.0	114.5	11.2	19.8	24.3
Business	60.3	50.8	46.2	109.0	258.4	275.3
Community Education & Workplace Training	103.4	101.3	101.4	4.8	3.5	3.1
Environment & Geomatics	181.5	150.3	144.1	7.9	5.4	7.5
Health & Human Services	413.6	408.3	304.8	124.9	120.1	84.9
Hospitality & Tourism	34.8	29.2	37.6	65.9	164.3	188.7
Industry & Trades Training	375.9	391.3	316.7	0.0	2.0	0.0
University Arts & Sciences	174.3	184.6	176.1	97.7	143.2	118.5
Total FTE by School	**1,729.6**	**1,710.4**	**1,548.7**	**461.3**	**785.4**	**760.1**

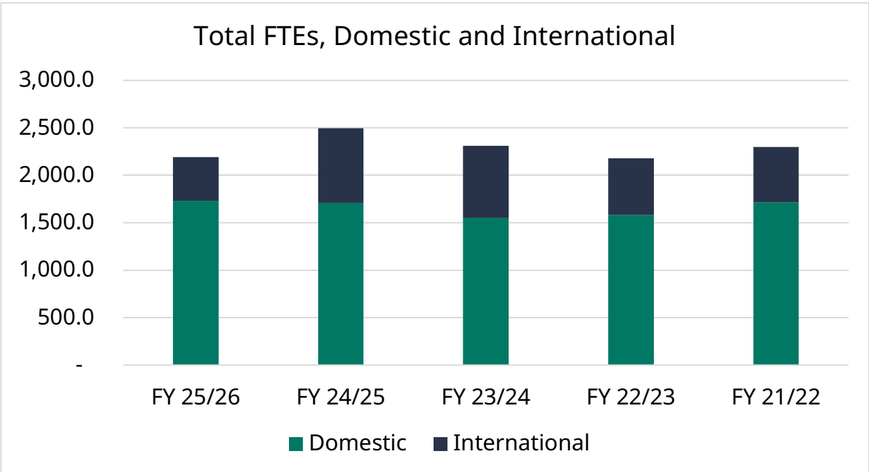

Notes:

1. Total FTE and Total FTE by School may differ due to rounding.
2. As of July 1, 2024, ELP falls under School of AUD. As of January 2, 2025, historic ELP stats are reported under School of AUD.
3. F25 registration (first year students), opens on June 4, therefore, FTE and Headcount monthly reporting pushed to the second week of June to capture registration data.
4. W26 registration started in June (November in prior years) accelerating FTE's early in the fiscal year for both domestic and international students. Year over year numbers will stabilize in December.

Selkirk College

FTE Program Detail Comparison
as of March 2, 2026

Academic Upgrading & Development	Dom 25/26	Dom 24/25	Dom 23/24	Int 25/26	Int 24/25	Int 23/24
Academic Upgrading - Castlegar	46.3	40.9	43.0	1.7	3.1	2.3
Academic Upgrading - Grand Forks	22.4	21.4	27.4	0.0	0.2	0.0
Academic Upgrading - Nakusp	11.4	13.4	12.5	0.0	0.0	0.0
Academic Upgrading - Silverking	81.2	81.7	69.3	0.0	0.7	0.0
Academic Upgrading - Trail	51.2	49.0	44.5	0.0	0.0	0.0
Adult Literacy Program	35.8	31.8	33.0	0.5	0.3	0.2
English Language Program	3.8	7.2	8.1	36.3	56.7	47.4
ESL Language & Culture Experience Tours	~	~	~	0.0	~	~
Steps to Opportunities, Academics & Readiness	26.0	36.6	34.8	0.0	0.0	0.0
*Developmental Activity in non-Developmental Programs	12.6	9.5	7.8	1.5	7.8	5.9
Academic Upgrading - Kaslo (cancelled)	0.2	12.0	15.2	~	0.0	0.0
Academic Upgrading - Castlegar - Summer (cancelled)	~	~	~	~	~	1.5
Academic Upgrading - Silverking - Summer (cancelled)	~	0.2	11.2	~	0.0	0.0
Academic Upgrading - 10th Street - Summer (cancelled)	~	~	0.7	~	0.0	0.5
Subtotal - Academic Upgrading & Development	**290.9**	**303.7**	**307.4**	**40.0**	**68.8**	**57.8**

Arts & Technology	Dom 25/26	Dom 24/25	Dom 23/24	Int 25/26	Int 24/25	Int 23/24
Blacksmithing & Metal Art	3.0	5.4	6.8	0.0	0.0	1.0
Ceramics Studio	10.5	12.4	11.1	0.0	0.0	0.1
Ceramics - Advanced Certificate	3.8	~	~	0.0	~	~
Contemporary Music & Technology I	25.6	13.3	21.9	2.4	2.8	7.0
Contemporary Music & Technology II	10.8	20.0	13.2	2.5	7.2	2.6
Contemporary Music & Technology - Advanced Diploma	3.2	2.2	10.4	0.0	0.0	0.0
Digital Arts I	9.4	6.6	13.2	0.0	2.5	5.1
Digital Arts II	4.7	10.6	10.3	3.5	3.3	3.0
Digital Fabrication & Design I	6.6	5.2	4.3	0.8	2.0	2.5
Digital Fabrication & Design II	4.8	4.0	6.0	2.0	2.0	2.0
Textiles Studio	9.5	6.9	7.8	0.0	0.0	0.0
Web Development Program	3.2	4.6	9.5	0.0	0.1	0.9
Subtotal - Arts & Technology	**95.0**	**91.1**	**114.4**	**11.2**	**19.9**	**24.2**

Business	Dom 25/26	Dom 24/25	Dom 23/24	Int 25/26	Int 24/25	Int 23/24
Business Administration I	17.2	16.2	20.1	1.1	9.6	10.8
Business Administration II	13.4	13.4	9.8	7.4	9.1	6.8
Business Administration III	5.1	0.0	0.6	0.0	0.0	0.0
Business Administration I Dual Credit	2.4	~	~	0.0	~	~
Entrepreneurship - Associate Certificate	0.2	~	~	0.0	~	~
Office Administration & Technology - Bookkeeping Certificate	8.7	6.9	7.7	0.0	0.0	0.0
Office Administration & Technology - Bookkeeping Advanced Certificate	0.4	0.9	1.1	0.0	0.0	0.0
Office Administration & Technology - Bookkeeping Skills Associate Certificate	5.5	4.7	0.0	0.0	0.0	0.0
Office Administration & Technology - Office Assistant Certificate	4.5	7.3	6.2	0.0	0.0	0.0
Office Administration & Technology - Word Processing Skills Associate Certificate	1.9	0.0	~	0.0	~	~
Accounting - Postgraduate Diploma I (suspended)	1.0	0.1	0.6	1.7	44.4	66.5
Accounting - Postgraduate Diploma II (suspended)	~	0.9	0.1	37.6	56.2	28.6
Business Management - Postgraduate Diploma I (suspended)	~	~	~	0.5	57.3	106.1
Business Management - Postgraduate Diploma II (suspended)	~	0.4	~	60.7	81.8	56.5
Subtotal - Business	**60.3**	**50.8**	**46.2**	**109.0**	**258.4**	**275.3**

Community Education & Workplace Training	Dom 25/26	Dom 24/25	Dom 23/24	Int 25/26	Int 24/25	Int 23/24
BC Electrical Code	0.3	0.5	3.2	0.0	0.0	0.0
Community, Corporate, & International Development	91.5	91.3	84.5	4.2	3.5	3.0
Education to Go	1.7	1.0	2.0	0.0	0.0	0.1
Learning in Retirement	7.5	6.3	7.6	0.1	0.0	0.0
Refrigeration Plant Operator	0.0	0.0	0.0	0.0	0.0	0.0
Selkirk Innovates	1.6	1.0	2.8	0.2	0.0	0.0
Spectrum	0.8	1.0	1.3	0.3	0.0	0.1
Subtotal - Community Education & Workplace Training	**103.4**	**101.3**	**101.4**	**4.8**	**3.5**	**3.2**

Environment & Geomatics	Dom 25/26	Dom 24/25	Dom 23/24	Int 25/26	Int 24/25	Int 23/24
Applied Environmental Science & Planning Technology I	21.1	23.9	14.6	2.3	2.0	0.1
Applied Environmental Science & Planning Technology II	22.2	17.5	17.2	2.8	0.0	2.0
Forest Technology I	29.9	30.9	20.7	1.0	0.0	0.0
Forest Technology II	31.7	15.7	21.6	0.0	0.0	2.1
Geographic Information Systems - Advanced Diploma	13.5	12.4	11.1	0.1	1.1	1.3
Geographic Information Systems - Degree III	4.0	3.3	3.3	0.0	0.0	0.0
Geographic Information Systems - Degree IV	2.9	1.3	2.9	0.7	0.0	0.0
Recreation, Fish & Wildlife I	30.9	24.9	21.0	0.0	1.7	0.1
Recreation, Fish & Wildlife II	23.9	15.6	28.3	1.1	0.6	1.9
Geomatics in the Workplace (suspended)	1.3	4.8	3.4	~	0.0	0.0
Subtotal - Environment & Geomatics	**181.5**	**150.3**	**144.1**	**7.9**	**5.4**	**7.5**

Health & Human Services	Dom 25/26	Dom 24/25	Dom 23/24	Int 25/26	Int 24/25	Int 23/24
Early Childhood Care & Education - Certificate	19.5	23.5	23.0	0.1	3.1	16.8
Early Childhood Care & Education - Dual Credit	2.9	~	~	0.0	~	~
Early Childhood Care & Education - Inclusive Practice Advanced Certificate	1.8	4.0	0.0	0.0	~	~
Early Childhood Care & Education - Infant/Toddler Advanced Certificate	0.6	0.7	0.0	0.0	~	~
Early Learning & Childcare - Diploma I	0.0	~		34.9	20.6	0.0
Early Learning & Childcare - Diploma II	0.0	~	~	15.5	~	~
Education Assistant & Community Support Worker - Certificate	21.3	10.6	4.9	0.0	2.6	10.2
Health Care Assistant - Certificate	64.9	101.6	64.1	3.8	7.5	13.9
Health Care Assistant - Certificate - Dual Credit	4.1	~	~	0.7	~	~
Health Care Assistant - Diploma I	0.0	~	~	20.4	25.1	0.0
Health Care Assistant - Diploma II	0.0	~	~	22.6	~	~
Human Services Diploma - CYC I	1.8	0.0	4.5	2.2	3.6	0.0
Human Services Diploma - CYC II	2.3	2.5	0.0	3.3	5.0	0.0
Human Services Diploma - ECCE I	2.9	2.8	6.0	0.6	3.1	0.3
Human Services Diploma - ECCE II	2.5	4.0	3.5	4.8	10.1	2.0
Human Services Diploma - SSW I	5.5	5.3	12.2	3.3	3.6	2.4
Human Services Diploma - SSW II	6.5	13.4	10.6	1.8	2.3	1.9
Mental Health & Substance Use Certificate	35.4	24.3	~	0.0	~	~
Nursing I	28.3	30.1	24.9	0.0	~	0.0
Nursing II	27.2	26.6	33.6	0.0	~	0.0
Nursing III	21.3	25.1	19.5	0.0	~	0.0
Nursing Unit Clerk	45.2	38.3	19.4	0.2	0.8	0.0
Pharmacy Technician I	56.0	43.8	49.5	0.0	~	0.0
Pharmacy Technician II	30.3	29.0	14.8	0.0	~	0.0
Practical Nursing I	17.7	9.3	6.0	0.0	~	0.0
Practical Nursing II	5.6	5.9	3.0	0.0	~	0.0
Social Service Worker	10.1	7.1	4.1	1.0	1.1	2.5
Gerontology (cancelled)	~	~	0.2	~		0.0
Gerontological Nursing - Postgraduate Diploma I (suspended)	~	~	0.0	~	9.0	34.6
Gerontological Nursing - Postgraduate Diploma II (suspended)	~	~	0.0	9.7	22.8	0.0
Mental Health & Addictions - Associate Certificate (suspended)	~	0.3	1.1	~	0.0	0.0
Subtotal - Health & Human Services	**413.6**	**408.4**	**304.9**	**124.9**	**120.1**	**84.6**

Hospitality & Tourism	Dom 25/26	Dom 24/25	Dom 23/24	Int 25/26	Int 24/25	Int 23/24
Professional Cook, Level I	3.5	5.0	7.5	0.0	0.0	0.0
Professional Cook, Level II	4.6	1.9	3.7	0.0	0.0	0.0
Professional Cook, Level III	0.6	~	4.0	0.0	0.0	0.0
Professional Cook YTT	4.0	3.0	3.0	2.0	~	15.9
Resort & Hotel Management I	0.0	2.1	1.0	0.0	15.2	7.3
Resort & Hotel Management II	2.5	1.5	7.4	11.9	14.5	4.5
Ski Resort Operations & Management I	10.4	7.0	9.7	0.5	4.0	5.0
Ski Resort Operations & Management II	7.6	5.1	0.2	4.0	4.1	0.0
Ski Resort Operations & Management Distance	0.0	0.0	0.0	0.0	0.0	0.0
Culinary Management Diploma I (suspended F25)	1.2	0.0	1.0	1.2	7.0	4.0
Culinary Management Diploma II (suspended F25)	0.4	1.8	0.1	7.5	3.6	2.0
Culinary Management - Postgraduate Diploma I (suspended)	~	~	0.0	0.0	27.1	48.9
Culinary Management - Postgraduate Diploma II (suspended)	~	~	0.0	8.0	16.5	11.1
Hospitality Management - Postgraduate Diploma I (suspended)	~	0.0	0.0	1.1	28.0	50.7
Hospitality Management - Postgraduate Diploma II (suspended)	~	1.8	0.0	29.7	44.4	39.2
Subtotal - Hospitality & Tourism	**34.8**	**29.2**	**37.6**	**65.9**	**164.3**	**188.7**

Industry & Trades Training	Dom 25/26	Dom 24/25	Dom 23/24	Int 25/26	Int 24/25	Int 23/24
Carpentry - Apprenticeship Level I	12.0	12.0	18.0	0.0	0.0	0.0
Carpentry - Apprenticeship Level II	32.0	16.0	16.0	0.0	0.0	0.0
Carpentry - Apprenticeship Level III	17.0	18.0	20.0	0.0	0.0	0.0
Carpentry - Apprenticeship Level IV	17.0	26.0	12.0	0.0	0.0	0.0
Carpentry Foundation	18.0	16.0	13.0	0.0	1.0	0.0
Carpentry Foundation YTT	10.0	16.0	9.0	0.0	0.0	0.0
Electrical - Apprenticeship Level I	13.0	14.0	11.0	0.0	0.0	0.0
Electrical - Apprenticeship Level II	34.0	34.0	18.0	0.0	0.0	0.0
Electrical - Apprenticeship Level III	29.0	22.0	15.0	0.0	0.0	0.0
Electrical - Apprenticeship Level IV	18.0	18.0	28.0	0.0	0.0	0.0
Electrical Foundation	29.0	19.0	21.0	0.0	0.0	0.0
Electrical Foundation YTT	19.0	15.0	10.0	0.0	0.0	0.0
Fine Woodworking	12.5	19.0	19.0	0.0	1.0	0.0
Fine Woodworking YTT	0.0	3.0	0.0	0.0	0.0	0.0
Hairstylist Foundation	10.3	16.2	9.8	0.0	0.0	0.0
Hairstylist - Apprenticeship Level II	0.0	6.0	0.0	0.0	0.0	0.0
Hairstylist Foundation YTT	3.8	6.0	4.3	0.0	0.0	0.0
Heavy Mechanical Foundation	3.0	3.8	4.0	0.0	0.0	0.0
Heavy Mechanical Foundation YTT	12.0	13.0	9.3	0.0	0.0	0.0
Metal Fabricator Foundation	0.0	2.7	3.3	0.0	0.0	0.0
Metal Fabricator Foundation YTT	16.0	11.8	5.6	0.0	0.0	0.0
Millwright/Machinist Foundation - Condensed	5.0	3.0	7.0	0.0	0.0	0.0
Millwright/Machinist Foundation - Condensed YTT	9.0	11.0	3.0	0.0	0.0	0.0
Millwright/Machinist Foundation	11.0	11.8	10.0	0.0	0.0	0.0
Millwright/Machinist Foundation YTT	4.0	3.0	2.0	0.0	0.0	0.0
Plant Operator	5.0	24.0	18.0	0.0	0.0	0.0
Welding - Apprenticeship Level 1	1.0	1.5	3.0	0.0	0.0	0.0
Welding - Apprenticeship Level 2	0.0	2.0	0.8	0.0	0.0	0.0
Welding - Apprenticeship Level 3	3.6	1.4	1.4	0.0	0.0	0.0
Welding A	0.0	0.5	1.1	0.0	0.0	0.0
Welding B	13.0	4.0	10.0	0.0	0.0	0.0
Welding Foundation	7.0	7.0	6.0	0.0	0.0	0.0
Welder Foundation YTT	11.0	10.0	8.0	0.0	0.0	0.0
Welding - Upgrading	0.7	0.5	0.3	0.0	0.0	0.0
Youth Explore Trades Sampler	~	4.2	~	~	~	~
Subtotal - Industry & Trades Training	**375.9**	**391.3**	**316.7**	**0.0**	**2.0**	**0.0**

University Arts & Sciences	Dom 25/26	Dom 24/25	Dom 23/24	Int 25/26	Int 24/25	Int 23/24
Associate of Arts Degree I	32.6	47.2	52.1	20.6	70.2	57.5
Associate of Arts Degree II	16.0	28.6	23.4	42.4	45.9	32.4
Associate of Arts Degree in Creative Writing I	2.0	~	~	0.0	~	~
Associate of Arts Degree in Creative Writing II	0.7	~	~	0.0	~	~
Associate of Arts Degree in Elementary Education I	3.1	~	~	0.0	~	~
Associate of Arts Degree in Elementary Education II	2.4	~	~	0.0	~	~
Associate of Arts Degree in English I	2.1	~	~	0.0	~	~
Associate of Arts Degree in English II	0.7	~	~	0.0	~	~
Associate of Arts Degree in Psychology I	8.7	~	~	13.1	~	~
Associate of Arts Degree in Psychology II	3.1	~	~	2.6	~	~
Associate of Arts Degree in Sociology I	1.0	~	~	0.0	~	~
Associate of Arts Degree in Sociology II	1.1	~	~	0.0	~	~
Associate of Science Degree I	24.5	29.0	25.9	4.0	16.1	20.3
Associate of Science Degree II	7.1	13.4	14.1	4.7	7.0	2.7
Associate of Science Degree in Biology I	1.8	~	~	1.5	~	~
Associate of Science Degree in Biochemistry I	0.0	~	~	1.0	~	~
Associate of Science Degree in Biochemistry II	0.8	~	~	0.0	~	~
Associate of Science Degree in Chemistry I	0.0	~	~	0.4	~	~
Associate of Science Degree in Entry to Pharmacy I	0.9	~	~	2.1	~	~
Associate of Science Degree in Entry to Pharmacy II	0.0	~	~	0.0	~	~
Engineering I	14.5	17.3	7.3	0.0	0.0	0.0
Liberal Arts Diploma - Creative Writing II	0.6	~	~	0.0	~	~
Liberal Arts Diploma - General Studies I	1.7	~	~	0.0	~	~
Liberal Arts Diploma - General Studies II	0.0	~	~	0.7	~	~
Liberal Arts Diploma - Law & Justice Studies I	3.2	8.2	5.9	0.0	0.9	0.0
Liberal Arts Diploma - Law & Justice Studies II	7.1	5.0	3.9	0.6		
Liberal Arts Diploma - Peace & Conflict Studies I	1.1	0.0	~	0.0	~	~
Liberal Arts Diploma - Peace & Conflict Studies II	0.4	~	~	0.0	~	~
Liberal Arts & Sciences Diploma - General Studies	1.6	~	~	0.0	~	~
Open Studies I	5.9	9.7	12.1	1.1	1.6	4.6
Open Studies I - Dual Credit	0.3	~	~	0.0	~	~
Rural Pre-Medicine - Advanced Diploma I	17.2	14.6	10.1	1.0	0.5	1.0
Rural Pre-Medicine - Advanced Diploma II	7.8	6.9	9.0	1.0	0.9	0.0
Rural Pre-Medicine - Advanced Diploma III	3.9	4.9	12.2	0.8	0.0	0.0
Subtotal - University Arts & Sciences	**174.3**	**184.7**	**176.0**	**97.7**	**143.1**	**118.5**